KIOC
Korea Industrial Lift Industry Cooparative
한국산업용리프트공업협동조합

www.hoistcenter.co.kr

KUKDONG
TOTAL PRODUCTS GUIDE

KD 극동산전

F/L TYPE LIFT

F/L LIFT | 유압식 화물리프트 |

작은 통로에 설치가능하고, 타 기종에 비해 안전성이 탁월하며 상부에 별도의 기계실이 필요없습니다. 하강시 자체중량에 의해 하강되므로 전력소모가 없어 전력비가 절감됩니다.

ONE-MAST TYPE

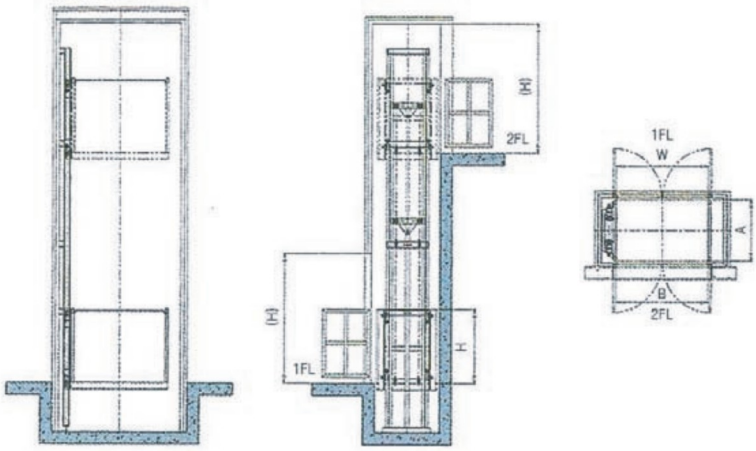

TWO-MAST TYPE

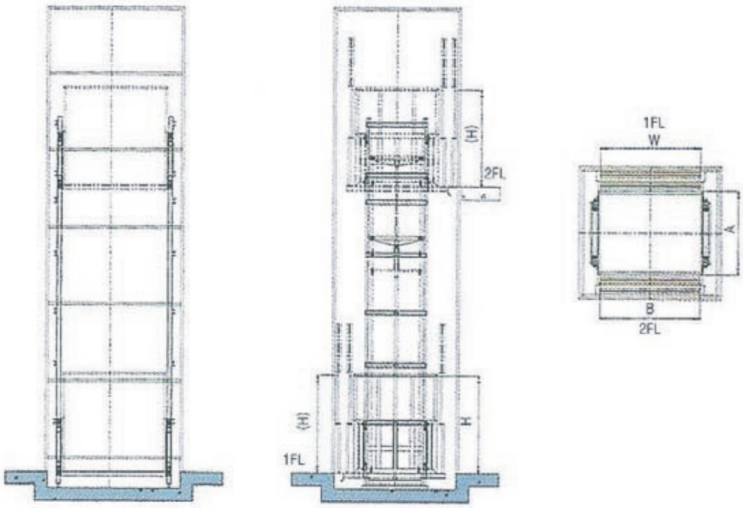

사양

형식	적재량 (kg)	속도 (m/min)	전동기 (kw)	출입구폭 (W)	출입구높이 (H)	CAR규격(m/m)		
						A	B	C
KFL-05-1420	500	6	2.2	1400	2000	2000	1400	2000
KFL-10-1520	1000		3.75	1500			2000	
KFL-15-2020	1500		5.5	2000				
KFL-20-2024	2000		5.5	2400	2400		2400	
KFL-25-2024	2500		7.5					
KFL-30-2424	3000		7.5					
KFL-40-2424	4000		11.25					

※ 위 사양과 치수는 제품의 성능 향상을 위해 예고없이 변경될 수 있습니다.

1MAST TYPE LIFT

2MAST TYPE LIFT

2MAST TYPE LIFT

■ L 字形 LIFT

수동도어 SYSTEM

SHUTTER+여닫이(E·X METAL)

SHUTTER+SHUTTER

여닫이+여닫이

SHUTTER+SLIDING



SHUTTER+여닫이(E·X METAL)

SHUTTER+여닫이(방화도어)



자동도어 SYSTEM

2 UP

3 UP

SUS

HOIST式 LIFT

WIRE MONO TYPE

WIRE DOUBLE TYPE

CHAIN HOIST

CONTROL & POWER UNIT

CONTROL PANEL

POWER UNIT

외부마감공사설치例





외부마감공사설치例

전동스태커/운반대차 도크레벨러

■ KES 전동스테커

확실한 제품관리, 능률향상, 안전작업, 운반적재를 수동식으로 조작 가능하며 손쉬운 핸들조작으로 포크를 임의의 위치에서 정지하여 자유로운 사용이 가능합니다.

MODEL	KHS-50	KHS-100	KES-50	KES-50L	KES-00	KES-100L
사용하중(kg)	500	1000	500		1000	
상승높이(mm)	45~1500	50~1500	45~1500	45~2500	50~1500	50~2500
포크길이(mm)						
하중중심(mm)						
자중(kg)	155	240	200	250	290	340
전장(mm)	1111	1124	1135		1229	
전고(mm)	1950	2040	1950	1850	2040	1910
전폭(mm)	878	1028	878	860	1028	910
포크간격(mm)	162~840	216~990	162~840	162~670	216~990	216~670
다리폭(mm)	650	700	650	850	700	900
전륜(mm)	⌀80					
후륜(mm)	⌀150					
전기	–		(SEN모델 : AC10 X 220V)			
배터리	–		12V X 100AH		12V X 100AH	
충전기	–		AC10 X 220V X 60Hz			

■ ELECTRIC RAIL CARRIER 전동레일 운반대차 설비

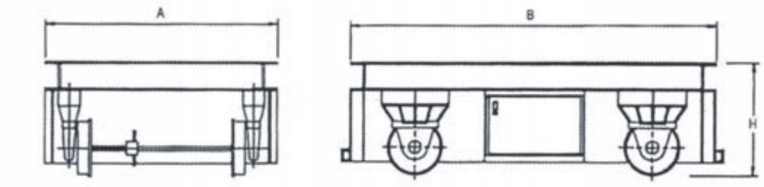

TABLE SIZE (A X B)	1500W X 2500L	1500W X 2500L	1800W X 3000L	1800W X 3000L	2000W X 4000L	NM
HEIGH (H)	600	600	700	800	1000	MM
CAPACITY	1000	2000	3000	5000	10000	KG
SPEED	30	30	20	10	10	M/MIN

■ DOCK LEVELLER 도크레벨러



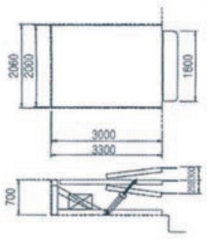

		KDK-20	KDK-30	단위
PLATFORM		200W X 2000L	200W X 3000L	MM
LOAD CAPACITY		2000	3000	KG
DOCK LEVELLING	ABOVE	300	300	MM
	BELOW	250	250	MM
LEVELLING SPEED	UP	25	30	SEC
	DOWN	20	25	SEC
HYD. CYLINDER		⌀70	⌀80	MM
MOTOR		3	5	HP
PIT SIZE		2060W X 2060L	2060W X 3300L	MM
OPERARATION		TOUCH TYPE	TOUCH TYPE	

고정식 테이블리프트

1ton 이상 중량물의 상,하 이동에 용이하고 배터리 포크리프트,
파렛트 트럭과 함께 사용하여 물류 이동을 시스템화 할 수 있습니다.

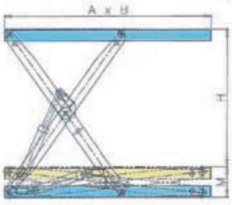

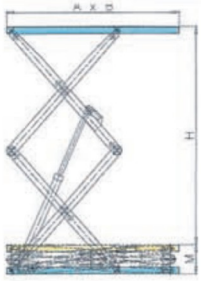

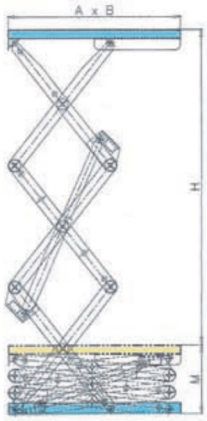

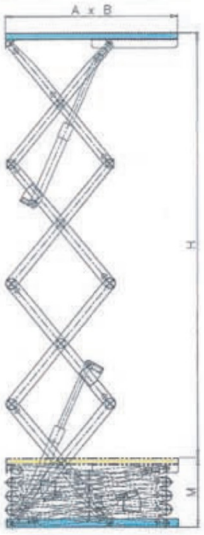

사양

MODEL	테이블규격(mm) A X B	최소높이 (mm)M	스트로크 (mm)H	사용하중 (Kg)	상승시간 (sec)
KTL-0812-07-05	800 X 1200	250	700	500	10
KTL-0812-07-10	800 X 1200	250	700	1000	12
KTL-0918-10-20	900 X 1800	300	1000	2000	15
KTL-1020-12-20	1000 X 2000	340	1100	2000	25
KTL-1020-12-30	1000 X 2000	450	1100	3000	25
KTL-1020-12-50	1000 X 2000	650	1100	5000	25
KTL-1224-15-10	1200 X 2400	550	1500	1000	30
KTL-1224-15-30	1200 X 2400	550	1500	3000	30
KTL-1224-15-50	1200 X 3000	650	1500	5000	30
KTL-2030-18-30	2000 X 3000	650	1800	3000	35
KTL-2030-18-50	2000 X 3000	650	1800	5000	35
KTL-2030-18-100	2000 X 3000	650	1800	3000	40
KTL-3040-24-30	3000 X 4000	650	2400	3000	40
KTL-3040-24-50	3000 X 4000	750	2400	5000	40
KTL-3040-24-100	3000 X 4000	800	2400	1000	40

※ 위 사양과 치수는 제품의 성능 향상을 위해 예고없이 변경될 수 있습니다.

(2단)

MODEL	테이블규격(mm) A X B	최소높이 (mm)M	스트로크 (mm)H	사용하중 (Kg)	상승시간 (sec)
KTL-1020-24-30	1000 X 2000	650	2400	3000	40
KTL-1020-24-50	1000 X 2000	750	2400	5000	40
KTL-1224-28-30	1200 X 2400	650	2800	3000	50
KTL-1224-28-50	2000 X 3000	750	2800	5000	50
KTL-2030-36-30	2000 X 3000	800	3600	3000	55
KTL-2030-36-50	3000 X 4000	900	3600	5000	55
KTL-2030-48-30	3000 X 4000	900	4800	3000	75
KTL-2030-48-50	3000 X 4000	1000	4800	5000	75
KTL-3060-70-100	3000 X 6000	1500	7000	10000	140

※ 위 사양과 치수는 제품의 성능 향상을 위해 예고없이 변경될 수 있습니다.

(3단)

MODEL	테이블규격(mm) A X B	최소높이 (mm)M	스트로크 (mm)H	사용하중 (Kg)	상승시간 (sec)
STL-1224-40-30	1200 X 2400	1100	4000	3000	60
STL-1224-40-50	1200 X 2400	1200	4000	5000	60
STL-2030-54-30	2000 X 3000	1200	5400	3000	85
STL-2030-54-50	2000 X 3000	1300	5400	5000	85
STL-3040-72-30	3000 X 4000	1500	7200	3000	110
STL-3040-72-50	3000 X 4000	1500	7200	5000	110
STL-3060-100-100	3000 X 6000	2200	10000	10000	200

※ 위 사양과 치수는 제품의 성능 향상을 위해 예고없이 변경될 수 있습니다.

(3단)

MODEL	테이블규격(mm) A X B	최소높이 (mm)M	스트로크 (mm)H	사용하중 (Kg)	상승시간 (sec)
STL-1224-55-30	1200 X 2400	1200	5500	3000	90
STL-1224-55-50	1200 X 2400	1300	5500	5000	90
STL-2030-72-30	2000 X 3000	1500	7200	3000	110
STL-2030-72-50	2000 X 3000	1600	7200	5000	110
STL-3040-96-30	3000 X 4000	1600	9600	3000	150
STL-3040-96-50	3000 X 4000	1700	9600	5000	150
STL-3060-130-100	3000 X 6000	2500	13000	10000	250

※ 위 사양과 치수는 제품의 성능 향상을 위해 예고없이 변경될 수 있습니다.

CRANE

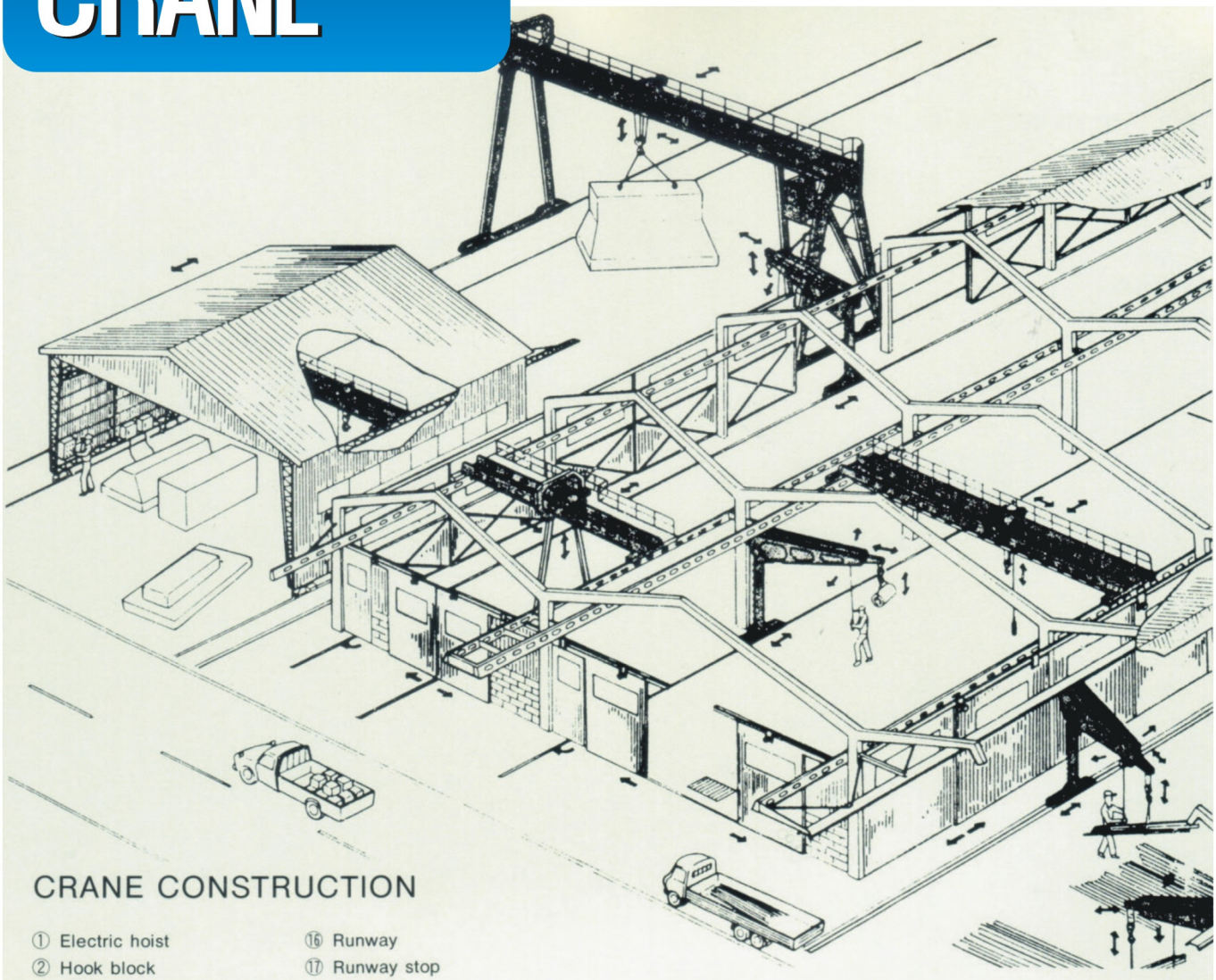

CRANE CONSTRUCTION

① Electric hoist
② Hook block
③ Pendant pushbutton control
④ Girder
⑤ walk way
⑥ Rated load marking
⑦ Bridge rail
⑧ Carrier stop
⑨ Cross travel wiring
⑩ End carriage
⑪ End-carriage wheel
⑫ Travelling geared moter
⑬ Rubber buffer
⑭ Runway rail
⑮ Runway rail clamp
⑯ Runway
⑰ Runway stop
⑱ Bridge travel wiring
⑲ Bridge travel control panel
⑳ Power supply switch box

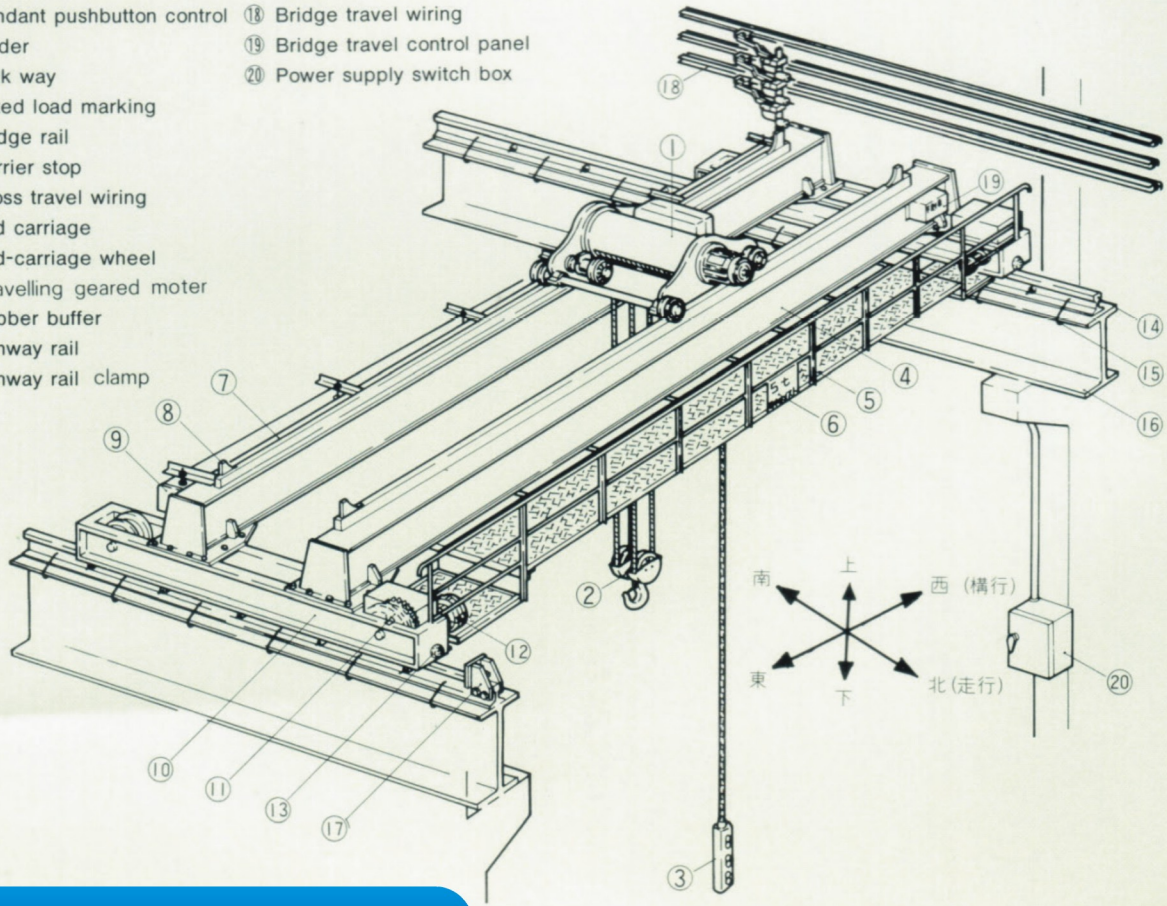

SUSPENSION CRANE

Single Girder with Mono-Rail Hoist

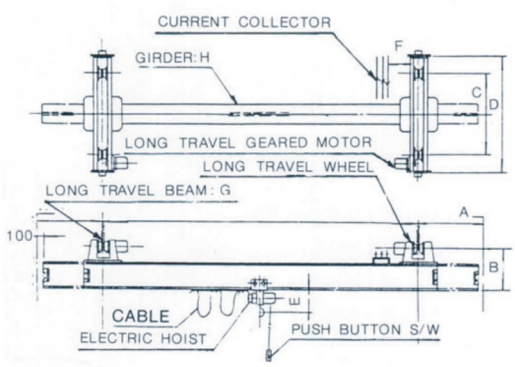

CAPA CITY (TON)	SPAN (M)	TRAVERSING SPEED (M/MIN)	TRAVELL -ING MOTOR (KW)	LIFT (M)	DIMENSIONS (MM)								TWHEEL PRESSURE≒ kg/2EA
					A	B	C	D	E	F	I-BEAM G	I-BEAM H	
0.5	8	10(13)	0.75 X 2 (1.5 X 2)	3~12	1000	340	1000	1350	500	500	150X75X5.5	250X125X7.5	550
	10					390	1200	1550			150X75X5.5	300X150X8	600
	12					390	1500	1850			200X100X7	300X150X10	700
1	8	10(13)	0.75 X 2 (1.5 X 2)	3~12	1000	390	1000	1350	575	500	150X75X5.5	300X150X8	850
	10					390	1200	1550			200X100X7	300X150X10	900
	12					440	1500	1850			200X100X7	400X150X10	1000
2	8	10(13)	0.75 X 2 (1.5 X 2)	3~12	1000	440	1200	1550	665 (725)	500	200X100X7	350X150X10	1400
	10					490	1500	1850			200X100X7	400X150X10	1500
	12					540	1500	1850			200X100X7	450X175X11	1650
3 (2.8)	8	10(13)	0.75 X 2 (1.5 X 2)	3~12	1000	490	1200	1550	770 (810)	500	250X125X7.5	400X150X10	2000
	10					540	1500	1850			250X125X7.5	450X175X11	2150
	12					540	1500	1850			250X125X7.5	450X175X13	2400
4	8	10(13)	0.75 X 2 (1.5 X 2)	3~12	1000	540	1500	1850	890	500	250X125X7.5	450X175X13	2150
	10					710	2000	2350			250X125X7.5	600X190X13	3300
	12					710	2000	2350			250X125X7.5	600X190X16	3600

■ 型綱의 標準使用 範圍와 許容最大 SPAN-賢表

1-BEAM			標準 HOIST 容量別 許容 SPAN(m) (準標準)										
數値 (mm)	重量 (kg/m)	斷面二次 MOMENT (Ix-cm4)	0.15t	0.25t	0.5t	1t	2t	3t (2.8t)	5t	7.5t	10t	15t	
150X75X5.5/9.5	17.1	820	6.9	5.0	3.5								
200X100X7/10	26	2180	11.9	8.3	6.2	4.1	2.8						
250X125X7.5/125	38.3	5190		(12.2)	(8.6)	6.9	4.4	3.5					
300X150X10/18.5	65.5	12700		(20.5)	(14.5)	(10.2)	7.0	4.2	3.3				
300X150X12/24	87.2	22500		(25.4)	(14.1)	(12.3)	10.0	7.5	5.8	4.3	3.3	3.0	
400X150X10/18	72	24000		(26.2)	(15.0)	(13.1)	10.5	7.8	6.0	4.1	3.1		
400X150X12.5/25	95.8	31700			(15.8)	(13.9)	11.8	8.9	6.9	5.3	4.1	3.5	
450X175X11/20	91.7	39200			(17.3)	(15.3)	(12.8)	(9.9)	7.7	5.8	4.5	4.0	
450X175X13/26	115	48800			(17.8)	(16.1)	(13.7)	(11.6)	8.6	7.3	5.6	4.5	

OVER HEAD CRANE

Single Girder with Mono-Rail Hoist



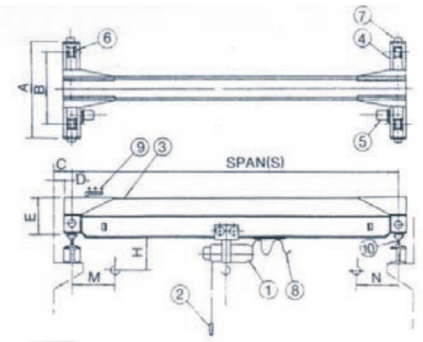

PARTSN INENTIFICATION

① Electric Hoist
② 6-push button s/w
③ Girder
④ End carriages
⑤ Long travel geared motor
⑥ Long travel wheel
⑦ Buffer
⑧ Five cross travel power supply trolley bar
⑨ Three cross travel power supply trolley bar
⑩ Long travel rail

CAPACITY (TON)	SPAN(S) (M)	GIRDER TYPE	TRAVERSING SPEED (M/MIN)	TRAVELLING MOTOR (M/MIN)	LIFT (M)	DIMENSIONS (MM)								TRAVEL WHEEL (⌀)	TRAVEL RAIL (kg/M)
						H	A	B	C	D	E	M	N		
0.5	7.5	1B-1M-2	20 (15)	1.5 X 2 (0.75 X 2)	4~12	500	2000	1500	250	145	562	800	800	160	15
	10	1B-1M-3													
	12.5	CV-1M-1													
	15														
	17.5						2500	2000	250	150	564				
	20	CV-1M-2												200	
	22.5	CV-1M-3					3000	2000							
	25	CV-2M-1					4000	3500			883				
1	7.5	1B-1M-2	20 (15)	1.5 X 2 (0.75 X 2)	4~12	575	2000	1500	250	145	562	800	800	160	15
	10	1B-1M-3													
	12.5	CV-1M-1													
	15						2500	2000	250	150	564			200	
	17.5	CV-1M-2													
	20	CV-1M-3													
	22.5	CV-2M-2					3000	2500			883				
	25	CV-2M-3					4000	3500							
2	7.5	CV-1M-1	20 (15)	1.5 X 2 (0.75 X 2)	4~12	665 (715)	2500	2000	250	145	562			160	15
	10														
	12.5	CV-1M-2					3000	2500			564				
	15														
	17.5	CV-2M-2					4200	3500	300	150	883			200	
	20	CV-2M-3								170				250	22
	22.5						4700	4000							
3 (2.8)	7.5	CV-1M-2	20 (15)	1.5 X 2 (0.75 X 2)		770 (810)	3000	2500	350	145	564	800		160	15
	10														
	12.5	CV-1M-3								150				200	
	15	CV-2M-2													
	17.5	CV-1M-3					3000	3000			958				
5	7.5	CV-1M-3	20 (15)	1.5 X 2 (0.75 X 2)	4~12	890 1010	3200	2500	360	150	958	800	800	200	15
	10	CV-2M-3													
	12.5									170				250	22

OVER HEAD CRANE

Double Girder with Double-Rail Hoist

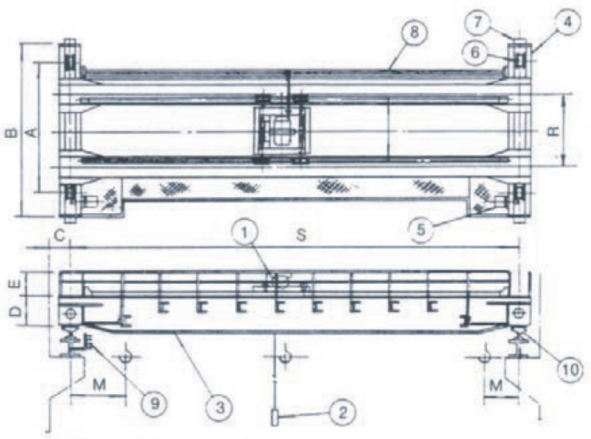

PARTS IDENTIFICATION

① Electric Hoist
② 6-push button pendant control
③ Girder
④ End carriages
⑤ Long travel geared motor
⑥ Long travel wheel
⑦ Buffer
⑧ Five cross travel power supply trolley bar
⑨ Three long travel power supply trolley bar
⑩ Long travel rail

CAPACITY (TON)	SPAN (M)	TRAVERSING SPEED (M/MIN)	TRAVELLING MOTOR (KW)	LIFT (M)	DIMENSIONS (MM)							TRAVEL WHEEL (ø)	TRAVEL RAIL (kg/M)
					A	B	C	D	E	M	R		
3 (2.8)	10	15 (20)	0.75 X 2 (1.5 X 2)	5~12	2500	3000	350	350	640	800	1150	160	15
	12.5											200	
	15												
	17.5				3000	3700		550				250	
	20				3500	4200							
	22.5				4000	4700							
	25						400	850					
	27.5												
	30											315	
5	10	15 (20)	0.75 X 2 (1.5 X 2)	5~12	2500	3000	350	350	660	800	1150	200	22
	12.5											250	
	15												
	17.5				3000	3700		600					
	20				3500	4200	400						
	22.5				4000	4700							
	25							900				315	
	27.5	20 (25)	0.75 X 2 (1.5 X 2)		4500	5200							30.37
	30											400	
7.5	10	15 (20)	0.75 X 2 (1.5 X 2)	5~12	2500	3200	350	350	685	900	1150	250	22
	12.5												
	15												
	17.5				3000	3700	400	700				315	
	20				3500	4200							
	22.5												
	25	20 (25)	1.5 X 2 (0.75 X 2)		4000	4800		950				400	
	27.5												30.37
	30				4500	5200							
10	10	15 (20)	0.75 X 2 (1.5 X 2)	5~12	2500	3200	350	450	685	900	1150	250	30 37
	12.5											315	
	15				3000	3700							
	17.5	20 (25)	0.75 X 2 (1.5 X 2)				400	700				400	
	20				3500	4300							
	22.5				4000	4800							
	25							1000					
	27.5				4500	5300							
	30				5000	5800							
15	10	20 (25)	1.5 X 2	5~12	3000	3700	400	550	730	1000	1300	400	30 37
	12.5												
	15												
	17.5				3500	4300		800					
	20												
	22.5				4000	4800						500	
	25				4500	5300		1050					
	27.5												
	30				5000	5800							

GANTRY CRANE

Single Girder with Mono-Rail Hoist

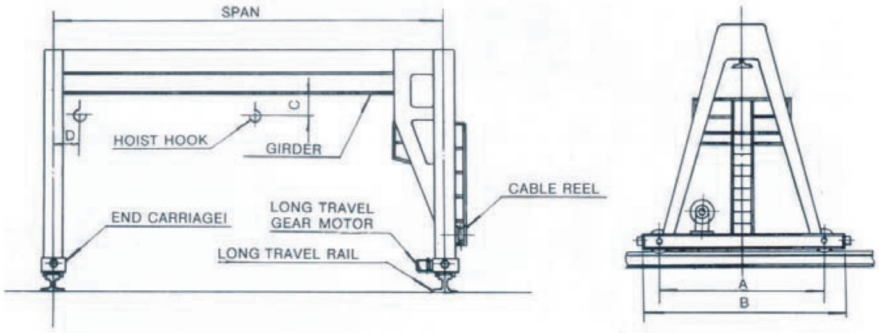

CAPACITY (TON)	SPAN (M)	LIFT (M)	TRAVERSING SPEED (M/MIN)	TRAVELLING SPEED (M/MIN)	TRAVERSING MOTOR (KW)	TRAVELLING MOTOR (KW)	DIMENSIONS (MM)				TRAVEL WHEEL (ø)	TRAVEL RAIL (kg/M)
							A	B	C	D		
1	7.5	3~12	12~24	15 (20)	0.4	0.75 X 2 (1.5 X 2)	4200	5100	595	1000	200	15
	10											
	12.5											
	15											
	17.5											22
	20						4500	5400				
	22.5											
	25											
2	7.5	3~12	12~24	15 (20)	0.4	0.75 X 2 (1.5 X 2)	4200	5100	670 (730)	1000	200	15
	10											
	12.5											
	15											
	17.5											22
	20						4500	5400				
	22.5											
3 (2.8)	7.5	3~12	12~24	15 (20)	0.4	0.75 X 2 (1.5 X 2)	4200	5100	770 (810)	1000	250	22
	10											
	12.5											30
	15										315	
	17.5						4500	5400				
5	7.5	3~12	12~24	15 (20)	0.75 X 2	0.75 X 2 (1.5 X 2)	4200	5100	890	1000	315	22
	10						4500	5400				
	12.5											30

GANTRY CRANE

Double Girder with Double-Rail Hoist

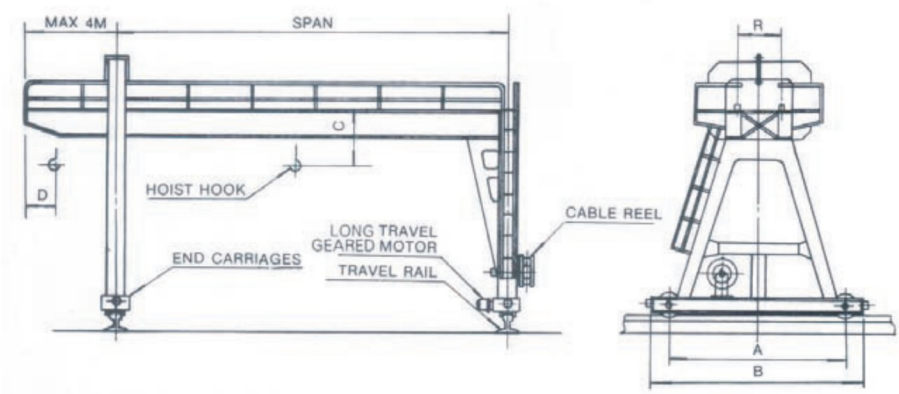

CAPACITY (TON)	SPAN (M)	LIFT (M)	TRAVERSING SPEED (M/MIN)	TRAVELLING SPEED (M/MIN)	TRAVERSING MOTOR (KW)	TRAVELLING MOTOR (KW)	DIMENSIONS (MM)					TRAVEL WHEEL (⌀)	RUNWAY RAIL (kg/M)
							A	B	C	D	R		
3 (2.8)	15	4~12	16 (20)	15 (20)	0.75 (1.5)	0.75 X 2 (1.5 X 2)	4500	5400	230	1000	1150	200	15
	17.5											250	
	20						5000	5900					
5	10	4~12	16 (20)	15 (20)	0.75 (1.5)	0.75 X 2 (1.5 X 2)	4500	5400	330	1000	1150	250	22
	12.5											315	
	15						5500	6400					
	17.5						6000	8100					
	20												
10	10	4~12	16 (20)	15 (20)	0.75 (1.5)	0.75 X 2 (1.5 X 2)	5500	6700	450	1000	1150	250	37
	12.5						5500	7600				315	
	15						6500	8600					
	17.5						7000	9100				400	
	20												
15	10	4~12	16 (20)	25	1.5	1.5 X 2	5500	7600	590	1000	1300	400	37
	12.5												
	15						6500	8600					
	17.5						7000	9100					
	20												

JIB CRANE

Manual & Electric Hoist

Manual Type

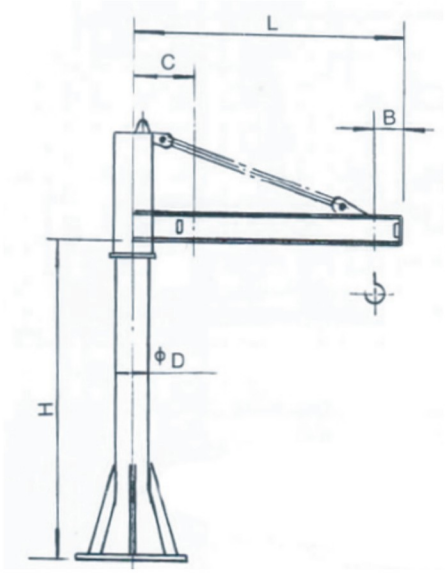

Electric Type

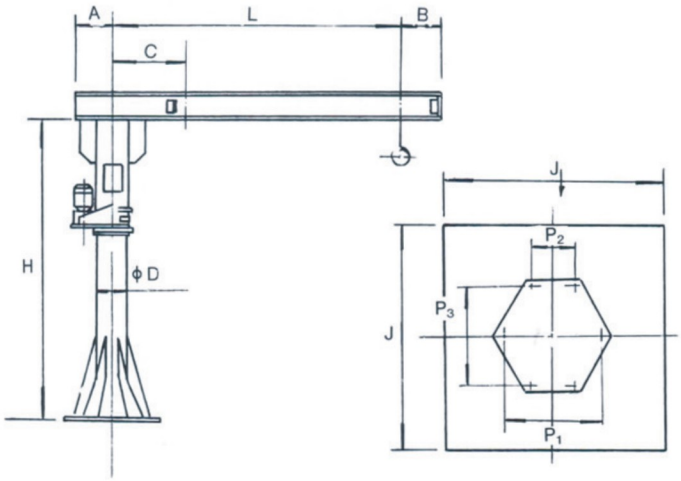

Manual Type

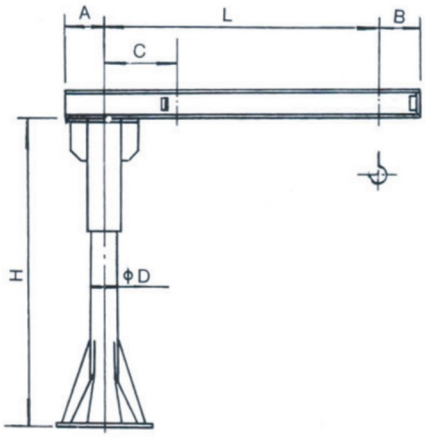

TYPE	CAPACITY (TON)	WORKING AREA L	DIMENSIONS (MM)									I-BEAM SIZE
			H	A	B	C	D	J	P1	P2	P3	
KD-1000	0.5	3.0	3.5	410	150	710	267	1600	692	400	800	1-200 X 100 X 7
KD-2000	0.5	4.0	3500	425	165	720	318	1600	692	400	800	1-200 X 125 X 7.5
	1.0	3.0										
KD-3000	0.5	5.0	3500	450	165	750	356	2200	952	550	1100	1-300 X 150 X 10
	1.0	4.0										
KD-4000	1.0	5.0	3500	475	200	830	406	2200	952	550	1100	1-350 X 150 X 9
	2.0	3.0										
KD-5000	2.0	4.0	3500	500	220	850	457	2200	1082	625	1250	1-400 X 150 X 10
	3.0(2.8)	3.0										

MONORAIL CRANE

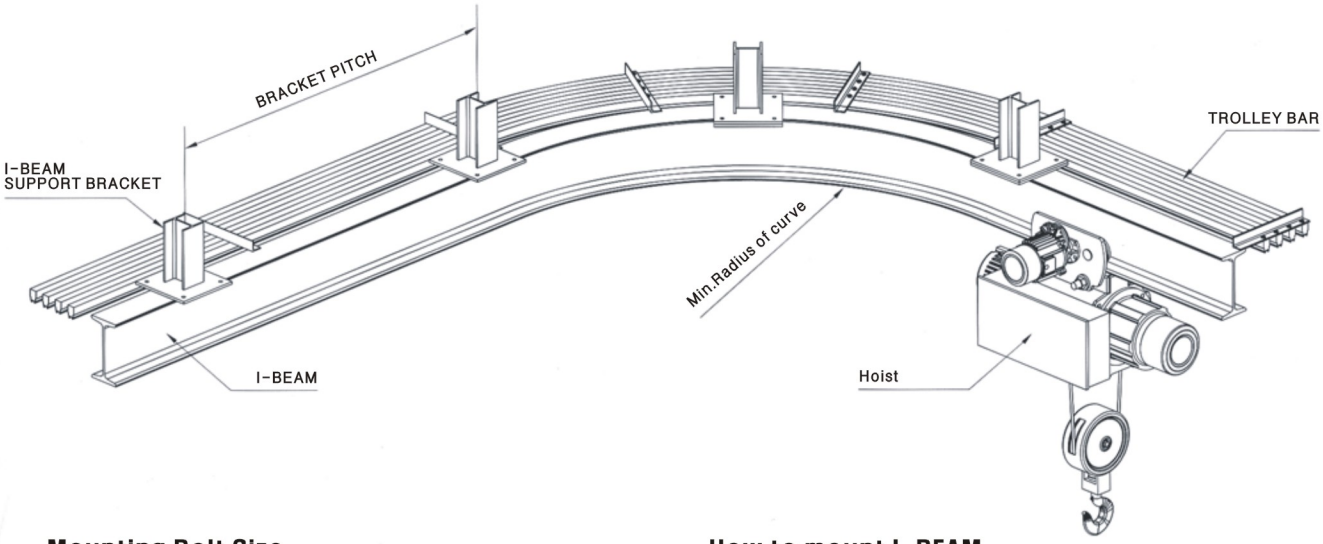

Mounting Bolt Size

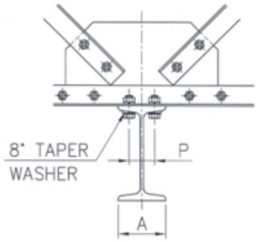

I-BEAM 폭(A)	볼트체결 Pitch(P)	볼트 SIZE
125	64	M16
150	80	M20
175	94	M24
190	106	M24

How to mount I-BEAM

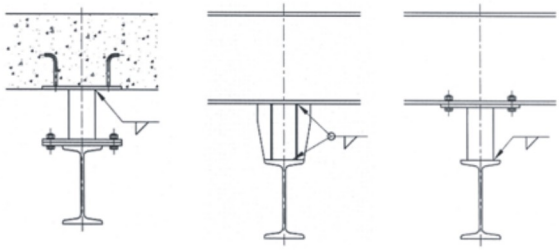

INSERT PLATE TYPE WELDING TYPE BOLTING TYPE

CRANE COMPONENTS

TROLLEY BAR

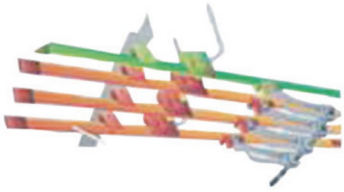

Current(A)	Length(mm)	Weight(kg)
60	3000	2800
90	3000	3100
200	3000	3200
300	3000	3400
500	3000	5500

MULTI CONDUCTOR

Current(A)	Length(mm)	Weight(kg)
20	Steel 16 x 2	1.7
40	Steel 10 x 2	1.5
60	Steel 16 x 2	1.8
100	Steel 24 x 2	2.0
130	Steel 35 x 2	2.4
200	Steel 70 x 2	6.7

SINGLE CONDUCTOR

Current(A)	Weight(kg)
315	0.81
450	1.03
630	1.26

LOAD LIMITER

CHAIN HOIST / WIRE HOIST

SOFT STARTER

MOTOR : 0.5Kw~3.75Kw

PUSH BUTTON

3P~10P

WIRELESS REMOTE CONTROL

TRANSMITION
SPEED : 3600bps

CABLE HANGER

철 캐리스타 CABLE HANGER TYPE

주행, 횡행, 크레인 설치시 사용하며 낮은 가격으로 가장 일반적인 설치방법으로 CABLE 1.5M당 1개씩 설치하는 TYPE입니다.

캐리스타 CABLE HANGER TYPE

철로라 매직행거
SIZE : 75~125m/m

PVC 매직행거
SIZE : 75~125m/m

매직행거 I-BEAM MAGIC HANGER TYPE

주행, 횡행, 크레인 설치시 주행선에 커브가 있을때와 JIB CRANE 설치각도를 FULL로 활용할때 적합합니다.

물류기기/이동식크레인 호이스트

■ 물류기기/이동식 크레인

보행식 포크리프트

전동파렛트

핸드파렛트

이동식 테이블리프트

컨베어

전동스테커

드럼리프트

이동식크레인

■ 호이스트

● 전동호이스트

CHAIN HOIST 0.5~30TON

WIRE HOIST 1~70TON

WIRE DOUBLE TYPE HOIST

MINI HOIST 180, 250, 490KG

● 수동호이스트

CHAIN BLOCK 0.25~30TON

LEVER BLOCK 0.25~6.0TON

GEARED TROLLEY 0.5~30TON

PLAIN TROLLEY 0.5~30TON

● 에어호이스트

AIR HOIST / MINI AIR HOIST
0.15~0.25TON
고온, 다습, 폭발지역 사용가능
연속 사용가능

AIR WINCH
0.5~5.0TON
조선소, 가스위험지역 등
강력 드럼브레이크 채용

AIR MOTOR
Vane, Piston, Gear Type
열악한 환경에서 안전작동
쉬운 R.P.M 조절

● 전동 와이어 윈치

소형윈치
0.1~0.2TON

중형윈치
0.2~1TON

고급윈치
HE-Series

KD 극동산전

KUKDONG, A Reader of F/L LIFT

LIFT / 수동도어 / 자동도어 / POWER UNIT / 운반대차
도크레벨러 / 고정식테이블리프트 / 물류기기 / 이동식크레인 / 호이스트 / 크레인

서울시 금천구 시흥대로 89-10
T. 02-808-4618(代) F. 02-893-9615
kd4618@naver.com
http://hoistcenter.co.kr